

DB59

CommercialIce
AUSTRALIA

Ice Dispenser: storage capacity up to 59 Kg



Easy Push Chute



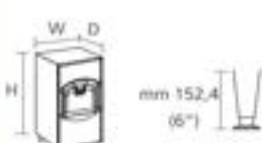

Features

- Simple "Push" ice chute activates ice dispensing mechanism.
- Modern, stylish design in a stainless steel cabinet.
- Removable top panel allows easy access to the bin for routine cleaning.
- Improved drip tray depth will accommodate most sizes of hotel ice buckets.
- Equipped with a 3 mt (11 ft.) power cord.

Polyurethane Insulation

Foam insulation is forced between the dispenser stainless steel panels and liner under heat and pressure to form a perfect "wall-to-wall" bond, preserving ice supply for longer periods.

NOTE, Will fit a 2.5litre Willow as standard,
Can adapt to fit 5litre Willow at an extra cost.

	BIN CAPACITY			
	[kg]	[lbs]	N° * 	
Medium cubes	59	120	5900	[WxDxH mm] 558 x 850 x 1353 [WxDxH inches] 22" x 33 1/2" x 53 1/4"
Small cubes	59	120	11800	
*Estimated number of Cubes				

This product qualifies for the following listings:



5 g

Small Cube
22 x 22 x 9.5 mm
7/8" x 7/8" x 3/8"



10 g

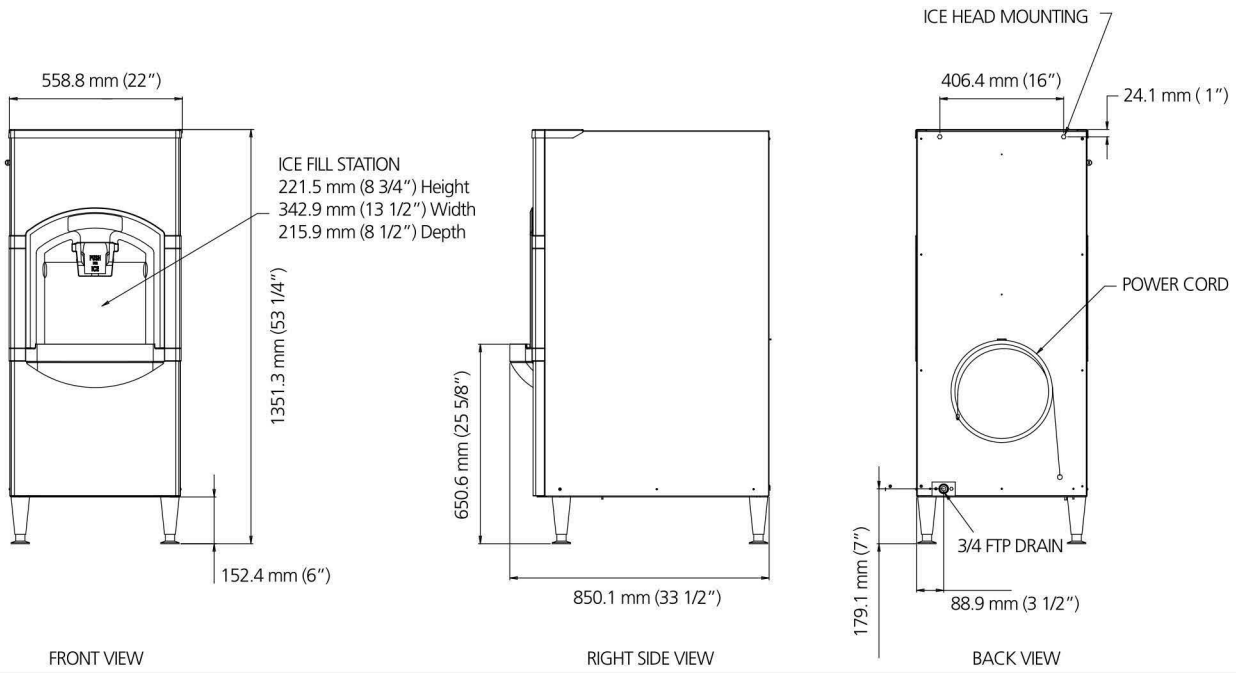
Medium Cube
22 x 22 x 22 mm
7/8" x 7/8" x 7/8"

1 Year Warranty

www.commercialiceaustralia.com.au
1300 007 747

DB59

Ice Dispenser: storage capacity up to 59 Kg



Minimum		Maximum
10°C (50°F)		43°C (109°F)
5°C (41°F)		35°C (95°F)
-10%		+10%
1 BAR 14 psi		5 BAR 70 psi

	 [Ømm ²]	 FUSE	 [kg] [lbs]	 [kg] [lbs]
DB 59	-	15 A	84 185	90 199

